

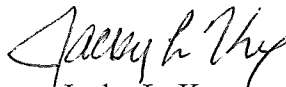
## IRVING FLOOD CONTROL DISTRICT III

### ----- INTER-OFFICE CORRESPONDENCE

**DATE:** August 12, 2019  
**TO:** Board of Directors  
**FROM:** Jacky L. Knox  
**SUBJECT:** Minutes of the Board Meeting held July 15, 2019

---

1. Management Recommendation: Motion that the Minutes of the July 15, 2019 Regular Board Meeting be approved as written.
2. Supporting Statement: Minutes were prepared following the meeting on July 15, 2019 and distributed to all Directors.
3. Background: None.

  
Jacky L. Knox  
General Manager

JLK:pss

**TAB "1"**

# MINUTES OF MEETING BOARD OF DIRECTORS

## IRVING FLOOD CONTROL DISTRICT SECTION III

July 15, 2019  
6:30 p.m.

Mr. John Boyle, General Counsel, administered the Oath of Office to newly appointed IFCD III Board Director Anna Arceo.

CALL TO ORDER. The meeting of the Board of Directors of Irving Flood Control District Section III was called to order by the District's President and presiding officer, Chris Calvery, at 6:30 p.m. VRA Office, 8830 N. MacArthur Blvd., Suite 101, Irving, Dallas County, Texas.

ROLL CALL. The roll was called of the duly constituted officers and members of the Board of Directors of Irving Flood Control District Section III, which members and officers are as follows, to wit:

Chris Calvery, President	Present
William Correa, Vice President	Present
Anna Arceo, Director	Present
Mazhar, Islamraja, Treasurer	Present
Douglas Stephan, Director	Present

A quorum was declared to be present. Others present were:

Jacky Knox, Dallas Burke, John Boyle, Tammy Tyrone, Pam Shelson, Bethany Moore, Wayne Lee, Bruce Miller, Kelly Lane and Councilman Al Zapanta.

CERTIFICATION OF COMPLIANCE WITH THE TEXAS OPEN MEETINGS LAW, CHAPTER 551, TEXAS GOVERNMENT CODE, OPEN MEETINGS, AS AMENDED. MR. KNOX, DCURD, certified that the Board was in compliance with the TEXAS OPEN MEETINGS LAW, Texas Government Code, Chapter 551.

### APPROVAL OF MINUTES OF MEETING HELD JUNE 10, 2019

Director Correa made a motion that the minutes of the Board Meeting held June 10, 2019 be approved. Director Islamraja seconded the motion, which was unanimously approved.

### NEW BUSINESS

## ELECTION AND APPOINTMENT OF OFFICERS

Mr. Knox reported to the Board. The Board made the following motion:

“Motion that the follow persons be elected to office as stated:

President-----Chris Calvery  
Vice President----William Correa  
Secretary-----Douglas Stephan  
Treasurer-----Mazhar Islamraja

And that Jacky L. Knox be appointed General Manager and that Kenneth R. Heffley be appointed Assistant Secretary and Tammy Tyrone as additional Assistant Secretary.”

The motion was unanimously approved.

## RESOLUTION NO. 2019-02 OF APPRECIATION FOR FORMER BOARD SECRETARY NEHA KUNTE

Mr. Knox reported to the Board. Director Stephan made the following motion:

“Motion to approve Resolution No. 2019-02 for Years of Service for former Secretary Neha Kunte.”

Director Correa seconded the motion and was approved unanimously. Mr. Knox stated that the Resolution will be framed and presented to Neha Kunte at a future Board meeting that is convenient for her.

## AMENDMENTS TO THE 2018-2019 OPERATING BUDGET

Ms. Tyrone reported to the Board. Director Stephan made the following motion:

“Motion that the Amendments to the 2018-2019 Operating budget be amended as presented in this report and be made a permanent part of these Minutes.”

Director Correa seconded the motion which was unanimously approved.

## FINANCIAL REPORT FOR THE NINE MONTHS ENDED JUNE 30, 2019

Ms. Tyrone reported to the Board. Report only. No motion required.

## ACCOUNTS PAYABLE

Ms. Tyrone reported to the Board. Director Stephan made the following motion:

“Motion that the invoices received from vendors be approved for payment.”

Director Islamraja seconded the motion which was unanimously approved.

## OPERATIONS, PROJECTS AND MAINTENANCE

Mr. Burke reported on the progress of several of the projects within the District. Mr. Burke stated that the Sump Level Control Weir and that research continues regarding the Shark Trash Skimmer vehicle, but both being budgeted for inclusion in FY 2019-2020 Budget.

## AUTHORIZATION FOR RELEASE OF INCREMENTAL COMMUNICATION FUNDS FOR TRASH INITIATIVE PLANNING

The Board discussed this item, and Mr. Knox read this motion as follows:

‘Motion to go back and fine tune the bullet points from the comments from the meeting and to direct staff to have a more detailed list of the programs covered by the \$4000.00.

Director Correa made the motion and was seconded by Director Islamraja and unanimously approved.

## DISTRICT COMMUNICATIONS PLAN

Ms. Bethany Moore was in attendance for Three Box. Ms. Moore commented on the trash meeting with VRA and City of Irving, she also spoke about the Wheels at Work event of VRA. Ms. Moore commented they would be focusing on the news release of newly appointed IFCD III Board Director Anna Arceo, and will continue to monitor social media accounts and continue planning for the 2019-2020 FY.

## CITIZENS INPUT

Mr. Bruce Miller and Mr. Kelly Lane was in attendance.

## GENERAL COUNSEL REPORT

Mr. John Boyle was in attendance. No report at this time.

## COUNCIL LIAISON REPORT

Councilman Zapanta was in attendance. Councilman Zapanta commented that the City is looking into the trash pickup topic and debating to go with automation verses bags and will be looking into a cost analysis. Mr. Zapanta also commented that talks about rental registration will probably be in August. Councilman Zapanta said we should be seeing a new parks masterplan and that is available on line. Mr. Zapanta stated that budge meetings and hearings will continue over the next 2 months.

Mr. Wayne Lee was in attendance for the City of Irving and the City is still working on the Sam Houston Trail, which should open this summer.

## FUTURE AGENDA ITEMS

Will revisit the trash topic.

## NEXT MEETING

The next scheduled meeting dates are August 12, September 9 and October 14, 2019. The Board will be polled for attendance and the meeting location will be determined.

ADJOURNMENT AT 8:10 p.m. There being no further business to be considered by the Board, President Calvery made a motion that the meeting be adjourned. All Directors seconded the motion, which was unanimously approved.

---

President or Presiding Officer

ATTEST:

---

Secretary

## Comments

This is a net decrease in revenues due to greater property tax refunds and surpluses offset by greater interest income

\$ (31,019)

\$	57,106	\$
----	--------	----

5

89,028

which is a net decrease in revenues due to greater property tax refunds and

## IRVING FLOOD CONTROL DISTRICT III

### ----- INTER-OFFICE CORRESPONDENCE

**DATE:** August 12, 2019  
**TO:** Board of Directors  
**VIA:** Jacky L. Knox  
**FROM:** Kenneth R. Heffley  
**SUBJECT:** Discussion of the 2019-2020 Operating Budget and 2019 Proposed Tax Rate and Scheduling of Public Hearing Regarding the 2019 Tax Rate

---

---

1. Management Recommendation: Motion that the 2019 tax rate be proposed to the taxpayers of the District at \$\_\_\_\_\_ per \$100 valuation and that the "Notice of Public Hearing on Tax Rate" be published stating that a public hearing to discuss this rate be held on September 9, 2019 at 6:30 p.m., VRA Office, 8830 N. MacArthur Blvd., Suite 101 Irving, Texas.
2. Supporting Statement: This action is required by the Water Code, Section 49.236, which the Texas Legislature enacted in 2003 regular session.
3. Background: Preliminary budget information is attached. The calculation of the 2019 effective tax rate is attached.

  
Tammy Tyrone

TAB "2"

# 2019 Sample Water District Rollback Tax Rate Worksheet

Form 50-858

Irving Flood Control District, Section III

972-556-0625

Water District Name

Phone (area code and number)

850 E. Las Colinas Blvd., Irving, TX 75039

ifcd3.org

Water District's Address, City, State, ZIP Code

Water District's Website Address

**GENERAL INFORMATION:** Water Code Section 49.001 defines a water district as any district or authority created by Texas Constitution, Article XVI, Section 59 or Article III, Sections 52(b)(1) and (2), but does not include:

- any navigation district or port authority created under general or special law or any conservation and reclamation district created by Chapter 62, Acts of the 52nd Legislature, 1951 (Article 8280-141, Vernon's Texas Civil Statutes), or
- any conservation and reclamation district governed by Water Code Chapter 36 unless a special law creating the district or amending the law creating the district states that Water Code Chapter 49 applies to that district.

Water Code Sections 49.107(g) and 49.108(f) provide that Tax Code Sections 26.04, 26.05 and 26.07 do not apply to taxing units created under Water Code Section 49.001 that levy and collect taxes under Water Code Sections 49.107 and 49.108. Water districts must follow Water Code Section 49.236, requiring a public hearing on a proposed tax rate and publishing a special hearing notice.

The Comptroller's office provides this sample worksheet to assist water districts in determining their rollback tax rate. The information provided in this worksheet is offered as technical assistance and not legal advice. Water districts should consult legal counsel for interpretations of law regarding tax rate preparation and adoption.

## SECTION 1: Rollback Tax Rate

The rollback tax rate is the highest rate the water district may adopt without authorizing qualified voters to petition for a rollback election. The rollback rate is the current year's debt service and contract tax rates, plus the maintenance and operation (M&O) rate that would impose no more than 1.08 times the amount of M&O tax imposed by the water district in the preceding year on the average appraised value of a residence homestead in the water district. The average appraised value disregards any homestead exemption available only to people with disabilities or those age 65 or older.

Line	Activity	Amount/Rate
1.	2018 average appraised value of residence homestead.	\$ 322,102
2.	2018 general exemptions available for the average homestead (excluding age 65 or older or disabled persons exemptions).	-\$ 57,797
3.	2018 average taxable value of residence homestead (Line 1 minus Line 2).	\$ 264,305
4.	2018 adopted M&O tax rate (per \$100 of value).	\$ 0.125 /\$100
5.	2018 M&O tax on average residence homestead (Multiply Line 3 by Line 4, divide by \$100).	\$ 330.38
6.	Highest M&O tax on average residence homestead with increase (Multiply Line 5 by 1.08).	\$ 356.81
7.	2019 average appraised value of residence homestead.	\$ 337,185
8.	2019 general exemptions available for the average homestead (Excluding age 65 or older or disabled persons exemptions).	-\$ 58,139
9.	2019 average taxable value of residence homestead (Line 7 minus Line 8).	\$ 279,046
10.	Highest 2019 M&O Tax Rate (Line 6 divided by Line 9, multiply by \$100)	\$ 0.1278 /\$100
11.	2019 Debt Tax Rate.	\$ 0 /\$100
12.	2019 Contract Tax Rate.	\$ 0 /\$100
13.	2019 Rollback Tax Rate (add Lines 10, 11 and 12). This is the highest rate that the water district may adopt without authorizing voters to petition for a rollback election.	\$ 0.1278 /\$100

**SECTION 2: Taxing Unit Representative Name and Signature**

Enter the name of the person preparing the rollback tax rate as authorized by the governing body of the water district.

print  
here ➡

**Kenneth Heffley**

Printed Name of Water District Representative

sign  
here ➡

*Kenneth Heffley*

Water District Representative

**August 5, 2019**

Date

IRVING FLOOD CONTROL DISTRICT, SECTION III  
GENERAL OPERATING FUND

BUDGET SUMMARY  
FISCAL YEAR 2019 - 2020

**FUNDS AVAILABLE**

October 1, 2019	\$	1,184,976
-----------------	----	-----------

**ESTIMATED SOURCE OF FUNDS**

Property Taxes: Calculated using the tax rate of \$0.125/\$100 AV

	2,720,800		
Tax Penalty & Interest	-		
Interest Revenues	55,000		
Contributions and Other	-		2,775,800
TOTAL FUNDS AVAILABLE			3,960,777

**ESTIMATED APPLICATION OF FUNDS**

Transfers to Other Funds			
Transfer to Infrastructure Construction Fund		1,232,108	
Appropriation Expenditures			
Administrative		164,584	
Tax Collection		8,000	
Tax Appraisal Fees		10,353	
Misc./Admin		4,500	
Maintenance & Fees		1,888,242	
Mowing		32,251	
Pump Station Maintenance		11,370	
Utilities		84,620	
Salaries & Wages		9,000	
FICA Expense		1,300	
Engineering		213,800	
Legal Fees		36,465	
Insurance		4,741	
Audit Fees		7,442	
Bank Fees		2,000	
TOTAL FUNDS APPLIED			3,710,777

**FUNDS AVAILABLE**

Projected, September 30, 2020	\$	250,000
-------------------------------	----	---------

IRVING FLOOD CONTROL DISTRICT, SECTION III  
DETAIL REVENUE WORKSHEET  
FISCAL YEAR 2019-2020

FUND NAME: General Operating

Account Number	Description	Proposed Budget	Fiscal 2018-19
	<b>[REVENUES]</b>		
	<u>Property Tax</u>		
400	2019 Taxes, calculated using the tax rate of \$0.125/\$100 AV	\$ 2,720,800	\$ 2,597,030
401	Prior Years Taxes	-	-
	TOTAL TAX REVENUES	2,720,800	2,420,705
403	<u>Property Taxes - Refunds</u>	-	-
404	<u>Tax Penalty &amp; Interest</u>	-	-
405	<u>Interest Income</u>		
	(avg of actual monthly payments for 8 months of FY 2019 adjusted for 12 months)	55,000	28,000
406	<u>Contributions and Other</u>		
	Misc. Revenue	-	-
	TOTAL, ALL REVENUES	\$ 2,775,800	\$ 2,448,705

IRVING FLOOD CONTROL DISTRICT, SECTION III  
DETAIL EXPENDITURE WORKSHEET  
FISCAL YEAR 2019-2020

FUND NAME: General Operating

Account Number	Description		Proposed Budget	Fiscal 2018-19
	<b>[PURCHASED AND CONTRACTED SERVICES]</b>			
500	<u>Administrative</u>			
	A. Administrative Charges due to the Management Contract w/DCURD (4% increase from PY budget)	\$ 91,144		
500.1	B. Three Box	73,440		
500.2	C. Contingency	-	\$ 164,584	\$ 175,888
501	<u>Tax Collection</u>			
	Based on the PY tax collection fee paid to the Tax Office	8,000	8,000	8,000
502	<u>Tax Appraisal Fees</u>			
	Based on the information provided by DCAD	10,353	10,353	10,595
503	<u>Misc./Admin.</u>			
	A. State of the City Event	2,000		
	B. Valley Ranch Vegas Night	1,000		
	C. Misc. Charges	1,500	4,500	4,500
505	<u>Maintenance &amp; Fees</u>			
	A. Maintenance Charges due to the Management Contract w/DCURD (4% increase from PY budget)	257,144		
	A-1. Special Projects Administration	53,820		
	B. Waste Management (16 dumps) + 10% increase	8,580		
	C. Erosion Control	2,500		
	D. Other Facilities Maintenance	5,000		
505.1	E. Tilting Weir/Lake Level Control Gate	120,000		
505.2	F. Grapevine Creek Concrete Flume Cleanout (twice a year)	10,000		
505.3	G.. Dredging Silt Walls	100,000		
505.4	H. Levee Roads Rehabilitation	10,000		
505.5	I. Dredging Water Circle	400,000		
505.7	J. Valley Ranch Sump Wall and Plants. (@ 492 per foot, 1,100 LF)	542,000		
505.8	K. Trash Skimmer/Bottom Scanner Drones & Docking Station Lift System	70,000		
505.9	L. Pump Station Pumps Rehab	140,000		
	M. Misc. Charges	5,200		
549.1	N. Valley Ranch Canal Slope/Wall Improvements	164,000		
			1,888,242	1,732,754
506	<u>Mowing</u>	32,251	32,251	31,312
	3% increase from PY			
507	<u>Pump Station Maintenance</u>			
507.1	A. Alarm System Monitoring & Maintenance (3% increase from PY)	2,366		
	B. Pump Station Maintenance (3% increase from PY)	8,442		
	C. SCADA Maintenance (3% increase from PY)	562	11,370	11,039
522	<u>Engineering</u>			
	The same as the PY Budget	30,000		
522.1	Lake Level Control Gate	35,000		
522.2	Interior Drainage Study	148,800		
			213,800	80,000
525	<u>Legal Fees</u>			
	Based on the same rate from Boyle \$ Lowry (5% increase from PY)	36,465	36,465	34,729
535	<u>Insurance</u>			
	5% increase from the PY budget	4,741	4,741	4,515
540	<u>Audit Fees</u>			
	Based on the proposal from Weaver LLP	7,442	7,442	7,225
	<b>TOTAL, PURCHASED AND CONTRACTED SERVICES</b>		<b>\$ 2,381,747</b>	<b>\$ 2,100,556</b>

IRVING FLOOD CONTROL DISTRICT, SECTION III  
DETAIL EXPENDITURE WORKSHEET  
FISCAL YEAR 2019-2020

FUND NAME: General Operating

Account Number	Description	Proposed Budget	Fiscal 2018-19
	<b>[RECURRING OPERATING EXPENSES]</b>		
515	<u>Utilities</u>		
	A. Cavallo Energy \$ 82,067		
	(avg of actual monthly payments for 8 months of FY 2019 adjusted for 12 months)		
	B. T-Mobile 608		
	5% increase from PY		
	C. AT&T 1,946		
	5% increase from PY		
		\$ 84,620	\$ 80,591
520	<u>Salaries &amp; Wages</u>		
	5 Directors x \$150 per Director per meeting x 12 meetings 9,000	9,000	9,000
520.2	<u>FICA Expense</u> 1,300	1,300	1,300
	Based on PY actual charges		
570	<u>Bank Fees</u> 2,000	2,000	2,000
	<b>TOTAL, RECURRING OPERATING EXPENSES</b>	<b>96,920</b>	<b>92,891</b>
	<b>TOTAL, ALL EXPENDITURES</b>	<b>\$ 2,478,666</b>	<b>\$ 2,193,447</b>

IRVING FLOOD CONTROL DISTRICT, SECTION III  
DETAIL EXPENDITURE WORKSHEET  
FISCAL YEAR 2019-2020

FUND NAME: General Operating

Account Number	Description	Proposed Budget	Fiscal 2018-19
	<b>[OTHER FINANCING SOURCES/USES]</b>		
316	<u>Transfer to Infrastructure Construction Fund</u> 1,232,108	1,232,108	\$ 758,189
	<b>TOTAL, OTHER FINANCING SOURCES/USES</b>	<b>1,232,108</b>	<b>758,189</b>
	<b>TOTAL, EXPENDITURES AND OTHER FINANCING SOURCES/USES</b>	<b>\$ 3,710,775</b>	<b>\$ 2,951,635</b>

IRVING FLOOD CONTROL DISTRICT, SECTION III  
INFRASTRUCTURE CONSTRUCTION FUND

BUDGET SUMMARY  
FISCAL YEAR 2019 - 2020

FUNDS AVAILABLE

October 1, 2019 \$ 2,951,492

ESTIMATED SOURCE OF FUNDS

Transfer from General Operating Fund	1,232,108	
Interlocal Agreement w/City of Irving	-	
Interest Income	58,500	
Contributions and Other	-	1,290,608

TOTAL FUNDS AVAILABLE 4,242,100

ESTIMATED APPLICATION OF FUNDS

Appropriation Expenditures:

Professional Fees	25,000
Construction	1,024,400

TOTAL FUNDS APPLIED 1,049,400

FUNDS AVAILABLE

Projected, September 30, 2020	3,192,700
Funds Projected for Cowboys Canal Wall Replacement Project	806,708

TOTAL FUNDS AVAILABLE \$ 2,385,992

IRVING FLOOD CONTROL DISTRICT, SECTION III  
DETAIL REVENUE WORKSHEET  
FISCAL YEAR 2019 - 2020

FUND NAME: Infrastructure Construction

COST CENTER:

Account Number	Description	Proposed Budget	Fiscal 2018-19
	<b>[REVENUES]</b>		
400	<u>Property Tax Revenue</u> \$ -	\$ -	\$ -
402	<u>Interlocal Agreement w/City of Irving</u> -	-	-
405	<u>Interest Income</u>		
	(Avg. of 8 months of 2019 actuals adjusted for 12 months) 58,500	58,500	6,960
406	<u>Contributions and Other</u> -	-	-
	<b>TOTAL, ALL REVENUES</b>	<b>\$ 58,500</b>	<b>\$ 6,960</b>

IRVING FLOOD CONTROL DISTRICT, SECTION III  
DETAIL REVENUE WORKSHEET  
FISCAL YEAR 2019 - 2020

FUND NAME: Infrastructure Construction

COST CENTER:

Account Number	Description	Proposed Budget	Fiscal 2018-19
	<b>[OTHER FINANCING SOURCES/USES]</b>		
317	<u>Transfer from General Operating Fund</u>	\$ 1,232,108	\$ 758,189
	<b>TOTAL, OTHER FINANCING SOURCES/USES</b>	<b>1,232,108</b>	<b>758,189</b>
	<b>TOTAL, REVENUES AND OTHER FINANCING SOURCES/USES</b>	<b>\$ 1,290,608</b>	<b>\$ 765,149</b>

IRVING FLOOD CONTROL DISTRICT, SECTION III  
DETAIL EXPENDITURE WORKSHEET  
FISCAL YEAR 2019 - 2020

FUND NAME: Infrastructure Construction

COST CENTER:

Account Number	Description	Proposed Budget	Fiscal 2018-19
530	<b>[PROFESSIONAL FEES]</b>		
	<u>Engineering</u>		
	Permitting and Environmental Consulting Services Regarding the District Waterways	\$ 25,000	\$ 25,000
	<b>TOTAL PROFESSIONAL FEES</b>	<b>\$ 25,000</b>	<b>\$ 25,000</b>

IRVING FLOOD CONTROL DISTRICT, SECTION III  
DETAIL EXPENDITURE WORKSHEET  
FISCAL YEAR 2019 - 2020

FUND NAME: Infrastructure Construction

COST CENTER:

Account Number	Description	Proposed Budget	Fiscal 2018-19
550	<b>[CONSTRUCTION]</b>		
	Cowboys Canal Wall Replacement Phase IV A, 2018 Carryover	\$1,024,400 0	\$985,000 206,138
	<b>TOTAL, CONSTRUCTION</b>	<b>1,024,400</b>	<b>1,191,138</b>
	<b>TOTAL, ALL EXPENDITURES</b>	<b>\$ 1,049,400</b>	<b>\$ 1,216,138</b>

IRVING FLOOD CONTROL DISTRICT, SECTION III  
DETAIL EXPENDITURE WORKSHEET  
FISCAL YEAR 2019 - 2020

FUND NAME: Infrastructure Construction

COST CENTER:

Account Number	Description	Proposed Budget	Fiscal 2018-19
316	<b>[FUND BALANCE PROJECTED FOR FUTURE PROJECT]</b>		
	<u>Funds for Cowboys Canal Wall Replacement Project</u>	\$ 806,708	\$ 806,078
	<b>TOTAL FUND BALANCE PROJECTED FOR FUTURE PROJECT</b>	<b>\$ 806,708</b>	<b>\$ 806,078</b>

IRVING FLOOD CONTROL DISTRICT, SECTION III

STATEMENT OF REVENUES AND EXPENSES - BUDGET AND ACTUAL  
GENERAL, CAPITAL PROJECTS, AND DEBT SERVICE FUNDS

FOR THE PERIOD ENDED JULY 31, 2019  
UNAUDITED

GENERAL FUND				
	<u>Budget</u>	<u>Actual</u>	<u>Variance Favorable</u> <u>(Unfavorable)</u>	<u>Comments</u>
Revenues	\$ 2,629,422	\$ 2,647,857	\$ 18,435	Property tax revenues above budget due to greater collections; greater interest income
Expenditures	1,980,515	950,112	1,030,403	Maintenance, legal and engineering below budget due to timing of expenses
Excess (Deficiency) of Revenues Over Expenditures	\$ 648,907	\$ 1,697,745	\$ 1,048,838	

CAPITAL PROJECTS FUND				
	<u>Budget</u>	<u>Actual</u>	<u>Variance Favorable</u> <u>(Unfavorable)</u>	<u>Comments</u>
Revenues	\$ 48,750	\$ 50,715	\$ 1,965	Interest Income is above the budget
Expenditures	1,071,488	1,064,167	7,321	Timing of Cowboys Canal engineering costs
Excess (Deficiency) of Revenues Over Expenditures	\$ (1,022,738)	\$ (1,013,452)	\$ 9,286	

TAB "3"

JACKSONVILLE FLOOD CONTROL DISTRICT, SECTION III 2018 - 2019 OPERATING BUDGET VS. ACTUAL GENERAL FUND FOR THE PERIOD ENDED JULY 31, 2019																		
	GLA	Description	Original Budget	Revised Budget	Oct	Nov	Dec	Jan	Feb	Mar	Apr	May	Jun	Jul	Total	Budget	Variance	Remaining Budget
<b>Revenues</b>																		
		\$ 2,597,030.00	\$ 2,597,030.00	\$ 60,204.77	\$ 66,050.97	\$ 903,817.49	\$ 1,287,888.89	\$ 272,843.60	\$ 12,127.06	\$ 2,248.18	\$ 3,566.15	\$ 2,489.80	\$ 1,476.28	\$ 2,612,713.19	\$ 2,597,030.00	\$ 15,683.19	\$ (15,683.19)	
	400	Property Taxes		60.90		(12,304.58)	123.16		(926.51)	207.53	887.21		2.06	1,349.36	1,279.00	70.36	(70.36)	
	401	Prior Year Taxes			(77.44)									(820.17)	(17,460.00)	(819.97)	819.97	
	403	Property Taxes-Refunds			20.01		35.33	901.38	826.78	901.38	474.05	235.26	100.18	3,075.15	2,740.00	335.15	(335.15)	
	404	Penalty & Interest		37.52	127.64	20.01			6,986.79	6,999.19	6,592.36	6,034.13	6,044.34	48,986.23	45,833.33	3,152.90	6,013.77	
	405	Interest Income	28,000.00				4,012.39											
	406	Contributions and Other																
		<b>Total Revenue</b>	<b>\$ 2,625,030.00</b>	<b>\$ 2,638,580.00</b>	<b>\$ 62,634.93</b>	<b>\$ 56,000.66</b>	<b>\$ 906,030.63</b>	<b>\$ 1,292,059.77</b>	<b>\$ 18,994.12</b>	<b>\$ 9,456.28</b>	<b>\$ 7,779.03</b>	<b>\$ 8,827.69</b>	<b>\$ 6,802.69</b>	<b>\$ 2,647,843.96</b>	<b>\$ 2,629,422.33</b>	<b>\$ 18,421.63</b>	<b>\$ (9,254.96)</b>	
	321	Transfers from DSF			13.32										13.32		(13.32)	
		<b>TOTAL</b>	<b>\$ 2,625,030.00</b>	<b>\$ 2,638,580.00</b>	<b>\$ 62,648.25</b>	<b>\$ 56,000.66</b>	<b>\$ 906,030.63</b>	<b>\$ 1,292,059.77</b>	<b>\$ 18,994.12</b>	<b>\$ 9,456.28</b>	<b>\$ 7,779.03</b>	<b>\$ 8,827.69</b>	<b>\$ 6,802.69</b>	<b>\$ 2,647,857.28</b>	<b>\$ 2,629,422.33</b>	<b>\$ 18,434.95</b>	<b>\$ (9,268.28)</b>	
<b>Expenditures</b>																		
	500	Administrative	\$ 87,638.00	\$ 87,638.00	\$ 7,303.17	\$ 7,303.17	\$ 7,303.17	\$ 7,303.17	\$ 7,303.17	\$ 7,303.17	\$ 7,303.17	\$ 7,303.17	\$ 7,303.17	\$ 7,303.17	\$ 73,031.67	\$ (0.03)	\$ 14,606.30	
	500.1	Communication Services	88,250.00	88,250.00	\$ 4,205.93	\$ 7,027.93	\$ 1,354.16	\$ 13,071.53	\$ 3,351.57	\$ 9,477.75	\$ 9,779.64	\$ 2,302.38	\$ 5,485.41	\$ 4,234.14	\$ 60,290.44	\$ 73,941.67	\$ 13,251.23	\$ 27,959.56
	500.2	Confirmary																
	501	Trx Collection	8,000.00	8,000.00				\$ 6,241.25					1.00	2.00	6,244.25	8,000.00	1,755.75	1,755.75
	502	Trx Appraisal Fees	10,595.00	10,595.00	\$ 2,649.00		\$ 2,649.00						\$ 2,648.00		10,595.00	10,595.00		
	503	Misc./Admin	4,500.00	4,500.00	\$ 84.41	\$ 1,584.41		\$ 207.66	\$ 84.41	\$ 92.28	\$ 87.28	\$ 87.28	\$ 92.28	\$ 87.28	\$ 2,407.29	\$ 3,750.00	\$ 1,342.71	\$ 2,092.71
	505	Maintenance & Fees	319,754.00	319,754.00	\$ 26,324.39	\$ 26,315.03	\$ 25,602.72	\$ 26,762.68	\$ 24,991.49	\$ 24,994.53	\$ 25,881.78	\$ 26,417.23	\$ 26,408.73	\$ 259,577.64	\$ 266,461.67	\$ 6,884.03	\$ 60,176.35	
	505.1	Replace Valve on Well	20,000.00	20,000.00											\$ 16,666.67	\$ 16,666.67		20,000.00
	505.2	Grapevine Creek Concrete Flume																
	505.3	Cleanout	9,000.00	9,000.00											\$ 7,500.00	\$ 7,500.00	9,000.00	9,000.00
	505.4	Drilling Silt Wells	162,000.00	162,000.00											\$ 4,871.25	\$ 130,128.75	\$ 130,128.75	\$ 157,128.75
	505.5	Levee Roads Rehabilitation	5,000.00	5,000.00												4,166.67	4,166.67	5,000.00
	505.6	Dredging Water Circle	466,000.00	466,000.00	790.00		\$ 115.00								\$ 845.00	\$ 388,333.33	\$ 387,488.33	\$ 465,155.00
	505.7	Valley Ranch Sump Well and Plants	521,000.00	521,000.00		\$ 1,529.00	\$ 694.00	\$ 1,088.00	\$ 167,038.00	\$ 46,180.50	\$ 122,818.40	\$ 20,700.00			\$ 399,987.50	\$ 521,000.00	\$ 161,012.10	\$ 161,012.10
	505.8	Pump Station Road	100,000.00	100,000.00											\$ 83,333.33	\$ 83,333.33	\$ 83,175.20	\$ 99,841.87
	505.9	Pump Station Pumps Rehab	50,000.00	50,000.00											41,666.67	41,666.67	50,000.00	50,000.00
	506	Mowing	31,312.00	31,312.00	\$ 2,980.33	\$ 3,500.00				\$ 6,710.00	\$ 3,500.00		\$ 3,500.00	\$ 3,500.00	\$ 20,710.00	\$ 26,093.33	\$ 5,383.33	\$ 10,622.00
	507	Pump Station Maintenance	8,742.00	8,742.00											\$ 8,449.66	\$ 8,742.00	292.34	292.34
	507.1	Alarm System Monitoring & Maintenance	2,297.00	2,297.00	\$ 151.77	\$ 151.77	\$ 151.77	\$ 151.77	\$ 151.77	\$ 154.28	\$ 154.28	\$ 154.28	\$ 1,427.63	\$ 174.28	\$ 2,823.60	\$ 2,297.00	\$ (526.60)	\$ (526.60)
	515	Utilities	80,591.00	125,591.00	\$ 21,623.89	\$ 3,603.77	\$ 14,337.83	\$ 8,328.70	\$ 1,324.05	\$ 6,890.83	\$ 17,598.83	\$ 18,259.54	\$ 16,405.83	\$ 1,241.34	\$ 109,611.61	\$ 125,591.39	\$ 15,979.39	\$ 15,979.39
	520	Salaries & Wages	9,000.00	9,000.00	750.00	\$ 450.00		\$ 450.00	\$ 750.00	\$ 750.00	\$ 600.00	\$ 750.00	\$ 450.00	\$ 50.00	\$ 5,700.00	\$ 7,500.00	\$ 1,800.00	\$ 3,000.00
	520.2	FICA Expense	1,300.00	1,300.00	70.90	\$ 42.54		\$ 42.54	\$ 70.90	\$ 37.75	\$ 46.52	\$ 58.15	\$ 34.89	\$ 58.04	\$ 462.23	\$ 1,083.33	\$ 621.10	\$ 837.77
	522	Engineering	30,000.00	30,000.00		\$ 1,187.50									\$ 2,921.06	\$ 25,000.00	\$ 20,891.44	\$ 25,891.44
	522.1	Lake Level Control Gate	50,000.00	50,000.00											41,666.67	41,666.67	50,000.00	50,000.00
	525	Legal Fees	34,729.00	34,729.00	\$ 130.00	\$ 585.00	\$ 130.00	\$ 715.00	\$ 585.00	\$ 585.00	\$ 1,365.00	\$ 1,235.00	\$ 910.00	\$ 585.00	\$ 6,825.00	\$ 28,940.83	\$ 22,115.83	\$ 27,904.00
	535	Insurance	4,515.00	4,996.00	\$ 4,846.10			\$ 100.00				\$ 50.00			\$ 4,996.10	\$ 4,996.00	\$ (0.10)	\$ (0.10)
	540	Audit Fees	7,225.00	7,225.00				\$ 7,225.00							\$ 7,225.00	\$ 7,225.00		
	549.1	Valley Ranch Canal Slope/Wall Improvements	80,000.00	80,000.00												\$ 66,666.67	\$ 66,666.67	80,000.00
	570	Bank Fees	2,000.00	2,000.00	106.91	\$ 266.87	\$ 168.95	\$ 93.26	\$ 12.00	\$ 30.01	\$ 84.93	\$ 140.18	\$ 158.17	\$ 184.39	\$ 1,191.68	\$ 1,666.67	\$ 474.99	\$ 808.32
		<b>Total Expenditures</b>	<b>\$ 2,193,448.00</b>	<b>\$ 2,238,979.00</b>	<b>\$ 71,966.80</b>	<b>\$ 53,543.99</b>	<b>\$ 52,830.94</b>	<b>\$ 71,726.56</b>	<b>\$ 205,662.36</b>	<b>\$ 105,855.10</b>	<b>\$ 189,217.11</b>	<b>\$ 79,842.82</b>	<b>\$ 70,066.74</b>	<b>\$ 49,399.62</b>	<b>\$ 950,112.04</b>	<b>\$ 1,980,515.17</b>	<b>\$ 1,030,403.13</b>	<b>\$ 1,288,816.96</b>
	316	Transfer to OPF	758,189.00	758,189.00														758,189.00
		<b>TOTAL</b>	<b>\$ 2,951,637.00</b>	<b>\$ 2,997,118.00</b>	<b>\$ 71,966.80</b>	<b>\$ 53,543.99</b>	<b>\$ 52,830.94</b>	<b>\$ 71,726.56</b>	<b>\$ 205,662.36</b>	<b>\$ 105,855.10</b>	<b>\$ 189,217.11</b>	<b>\$ 79,842.82</b>	<b>\$ 70,066.74</b>	<b>\$ 49,399.62</b>	<b>\$ 950,112.04</b>	<b>\$ 1,980,515.17</b>	<b>\$ 1,030,403.13</b>	<b>\$ 2,047,005.96</b>

IRVING FLOOD CONTROL DISTRICT, SECTION III 2018 - 2019 OPERATING BUDGET VS. ACTUAL CAPITAL PROJECTS FUND FOR THE PERIOD ENDED JULY 31, 2019																	
GLA	Description	Original Budget	Revised Budget	Oct	Nov	Dec	Jan	Feb	Mar	Apr	May	Jun	Jul	Total	Year-to-date		Remaining Budget
															Budget	Variance	
<b>Revenues</b>																	
	402 Interlocal Agreement	\$ -	\$ -	\$ -	\$ -	\$ -	\$ -	\$ -	\$ -	\$ -	\$ -	\$ -	\$ -	\$ -	\$ -	\$ -	\$ -
	405 Interest Income	6,960.00	58,500.00	3,411.45	3,322.09	3,459.96	5,415.40	5,544.91	6,146.27	5,911.52	6,015.76	5,694.11	5,793.44	50,714.91	48,750.00	1,964.91	7,785.09
	406 Contributions and Other	-	-	-	-	-	-	-	-	-	-	-	-	-	-	-	-
	<b>Total Revenue</b>	<b>\$ 6,960.00</b>	<b>\$ 58,500.00</b>	<b>\$ 3,411.45</b>	<b>\$ 3,322.09</b>	<b>\$ 3,459.96</b>	<b>\$ 5,415.40</b>	<b>\$ 5,544.91</b>	<b>\$ 6,146.27</b>	<b>\$ 5,911.52</b>	<b>\$ 6,015.76</b>	<b>\$ 5,694.11</b>	<b>\$ 5,793.44</b>	<b>\$ 50,714.91</b>	<b>\$ 48,750.00</b>	<b>\$ 1,964.91</b>	<b>\$ 7,785.09</b>
	317 Transfer from GF	758,189.00	758,189.00	-	-	-	-	-	-	-	-	-	-	-	-	-	758,189.00
	<b>TOTAL:</b>	<b>\$ 765,149.00</b>	<b>\$ 816,689.00</b>	<b>\$ 3,411.45</b>	<b>\$ 3,322.09</b>	<b>\$ 3,459.96</b>	<b>\$ 5,415.40</b>	<b>\$ 5,544.91</b>	<b>\$ 6,146.27</b>	<b>\$ 5,911.52</b>	<b>\$ 6,015.76</b>	<b>\$ 5,694.11</b>	<b>\$ 5,793.44</b>	<b>\$ 50,714.91</b>	<b>\$ 48,750.00</b>	<b>\$ 1,964.91</b>	<b>\$ 765,974.09</b>
<b>Expenditures</b>																	
	530 Engineering	\$ 25,000.00	\$ 25,000.00	\$ -	\$ 1,524.50	\$ 3,377.00	\$ -	\$ 1,905.00	\$ 1,797.50	\$ -	\$ -	\$ 2,075.50	\$ 2,833.00	\$ 13,512.50	\$ 20,833.33	\$ 7,320.83	\$ 11,487.50
	550 Cowboys Canal Wall Replacement	1,191,138.00	1,528,771.00	138,434.76	174,489.60	184,716.00	126.50	20,860.00	25,144.00	-	151,202.26	151,100.26	204,581.26	1,050,654.64	1,050,654.64	-	478,116.36
	<b>Total Expenditures</b>	<b>\$ 1,216,138.00</b>	<b>\$ 1,553,771.00</b>	<b>\$ 138,434.76</b>	<b>\$ 176,014.10</b>	<b>\$ 188,093.00</b>	<b>\$ 126.50</b>	<b>\$ 22,765.00</b>	<b>\$ 26,941.50</b>	<b>\$ -</b>	<b>\$ 151,202.26</b>	<b>\$ 153,175.76</b>	<b>\$ 207,414.26</b>	<b>\$ 1,064,167.14</b>	<b>\$ 1,071,487.97</b>	<b>\$ 7,320.83</b>	<b>\$ 489,603.86</b>
<b>Fund Balance: Fund Projected for Future Project</b>																	
	316 Initial Funding of Cowboys Canal Wall Replacement Project	100,000.00	100,000.00	-	-	-	-	-	-	-	-	-	-	-	-	-	100,000.00
	<b>Total Expenditures &amp; Funds Projected for Future Project</b>	<b>\$ 1,316,138.00</b>	<b>\$ 1,653,771.00</b>	<b>\$ 138,434.76</b>	<b>\$ 176,014.10</b>	<b>\$ 188,093.00</b>	<b>\$ 126.50</b>	<b>\$ 22,765.00</b>	<b>\$ 26,941.50</b>	<b>\$ -</b>	<b>\$ 151,202.26</b>	<b>\$ 153,175.76</b>	<b>\$ 207,414.26</b>	<b>\$ 1,064,167.14</b>	<b>\$ 1,071,487.97</b>	<b>\$ 7,320.83</b>	<b>\$ 589,603.86</b>

IRVING FLOOD CONTROL DISTRICT, SECTION III 2018 - 2019 OPERATING BUDGET VS. ACTUAL DEBT SERVICE FUND FOR THE PERIOD ENDED JULY 31, 2019																	
GLA	Description	Original Budget	Revised Budget	Oct	Nov	Dec	Jan	Feb	Mar	Apr	May	Jun	Jul	Total	Budget	Variance	Remaining Budget
<b>Revenues</b>																	
	400 Property Taxes	\$ -	\$ -	\$ -	\$ -	\$ -	\$ -	\$ -	\$ -	\$ -	\$ -	\$ -	\$ -	\$ -	\$ -	\$ -	\$ -
	401 Prior Years Taxes	-	-	-	-	-	-	-	-	-	-	-	-	-	-	-	-
	403 Property Taxes-Refunds	-	-	-	-	-	-	-	-	-	-	-	-	-	-	-	-
	404 Penalty & Interest	-	-	-	-	-	-	-	-	-	-	-	-	-	-	-	-
	405 Interest Income	-	-	-	-	-	-	-	-	-	-	-	-	-	-	-	-
	<b>Total Revenue</b>	\$ -	\$ -	\$ -	\$ -	\$ -	\$ -	\$ -	\$ -	\$ -	\$ -	\$ -	\$ -	\$ -	\$ -	\$ -	\$ -
<b>Expenditures</b>																	
569	Debt Service																
	Principal	\$ -	\$ -	\$ -	\$ -	\$ -	\$ -	\$ -	\$ -	\$ -	\$ -	\$ -	\$ -	\$ -	\$ -	\$ -	\$ -
	Series 1996	-	-	-	-	-	-	-	-	-	-	-	-	-	-	-	-
	Series 2003	-	-	-	-	-	-	-	-	-	-	-	-	-	-	-	-
	Interest	-	-	-	-	-	-	-	-	-	-	-	-	-	-	-	-
	Series 1996	-	-	-	-	-	-	-	-	-	-	-	-	-	-	-	-
	Series 2003	-	-	-	-	-	-	-	-	-	-	-	-	-	-	-	-
570	Bank Charges	-	-	-	-	-	-	-	-	-	-	-	-	-	-	-	-
571	Paying Agent/Reg Fees	-	-	-	-	-	-	-	-	-	-	-	-	-	-	-	-
	<b>Total Expenditures</b>	\$ -	\$ -	\$ -	\$ -	\$ -	\$ -	\$ -	\$ -	\$ -	\$ -	\$ -	\$ -	\$ -	\$ -	\$ -	\$ -
322	Transfers to GF	\$ -	\$ -	\$ 13.32	\$ -	\$ -	\$ -	\$ -	\$ -	\$ -	\$ -	\$ -	\$ -	\$ 13.32	\$ -	\$ (13.32)	\$ (13.32)
	<b>TOTAL</b>	\$ -	\$ -	\$ 13.32	\$ -	\$ -	\$ -	\$ -	\$ -	\$ -	\$ -	\$ -	\$ -	\$ 13.32	\$ -	\$ (13.32)	\$ (13.32)

IRVING FLOOD CONTROL DISTRICT, SECTION III

ANALYSIS OF PROJECTS

07/31/19

GENERAL FUND

#	Project	Budget	Actual	Remaining Budget	Comments		
					Vendor	Amount	Description
1	<i>Grapevine Creek Concrete Flume Cleanout</i>	\$ 9,000	\$ -	\$ 9,000			
2	<i>Dredging Silt Walls</i>	162,000	4,871	157,129	Brazos Valley Hydroseeding	\$ 4,871	Hydroseed
3	<i>Levee Roads Rehabilitation</i>	5,000	-	5,000			
4	<i>Dredging Water Circle</i>	466,000	845	465,155	Land Care	\$ 845	Time and Materials Work Order
5	<i>Valley Ranch Sump Wall and Plants</i>	521,000	359,988	161,012	Alpha Testing	\$ 3,251	Engineering
					Structural Assurance	\$ 356,737	Construction Invoices
					Dallas Commerical Record	\$ 158	Advertisement for Bid Proposal
6	<i>Pump Station Road</i>	100,000	158	99,842			
7	<i>Pump Station Pumps Rehab</i>	50,000	-	50,000			
8	<i>Valley Ranch Canal Slope/Wall Improvements</i>	80,000	-	80,000			
		<u>\$ 1,393,000</u>	<u>\$ 365,862</u>	<u>\$ 1,027,138</u>			

CAPITAL PROJECTS FUND

#	Project	Budget	Actual	Remaining Budget	Comments
1	<i>Cowboys Canal Wall Replacement</i>	\$ 1,528,771	\$ 1,050,655	\$ 478,116	

# IRVING FLOOD CONTROL DISTRICT III

## INTER-OFFICE CORRESPONDENCE

**DATE:** August 12, 2019  
**TO:** Board of Directors  
**VIA:** Jacky L. Knox  
**FROM:** Tammy Tyrone  
**SUBJECT:** Accounts Payable

- 
1. Management Recommendation: Motion that the invoices received from vendors be approved for payment.

2. Supporting Statement:  
The following invoices have been received and payment made:

The following invoices have been received and ready for payment:

Dallas County Utility and Reclamation District - \$32,241.00

Boyle & Lowry, L. L. P. - \$585.00

Three Box - \$4,234.14

AT&T - \$314.64

T-Mobile - \$39.99

Sperling Tractor Mowing - \$3,500.00

Ward Agency - \$50.00

Cavallo - \$846.72

Republic Services - \$1,470.90 (Waste Management)

Protection 1/ADT - \$25.00

Protection 1/ADT - \$174.28

Humphrey & Morton Construction Company - \$184,123.13

Alpha Testing, Inc. - \$2,833.00

Brazos Valley Hydroseeding, LLS - \$4,871.25

3. Background: None.

  
Tammy Tyrone

TAB "4"



# Dallas County Utility and Reclamation District

PO BOX 140035  
IRVING, TX 75014  
Phone: (972) 556-0625

## INVOICE

Invoice Date	8/2/2019
Invoice ID	1644
Amount Due: \$ 32,241.00	Page 1

CUSTOMER

SHIP TO

Irving Flood Control District, Sec. III  
850 E. Las Colinas Blvd.  
Irving, TX 75039  
Irving, TX 75062

Please detach and return this portion with your remittance.

Customer ID	Customer PO No.	Order Date	Shipped Via	FOB
150		8/2/2019		
Terms	Due Date	If Paid By	Deduct	Sold By
	8/2/2019		\$ 0.00	

Item No.	Description	Qty	Unit	Unit Price	Discount	Extended Price
2768	ADMINISTRATIVE EXPENSE	1.00				\$7,303.17
2769	MAINTENANCE EXPENSE	1.00				\$24,937.83

IFCD3 FUND: GF CP  
CODE: \_\_\_\_\_

APPROVED BY: TD

500 \$7,303.17  
505 \$24,937.83

August Management Costs

Printed on 8/2/2019

Subtotal	\$32,241.00
Sales Tax	\$0.00
Total	\$32,241.00
Total Due	27 of 52 \$32,241.00

## BOYLE & LOWRY, L.L.P.

JOHN F. BOYLE, JR.  
L. STANTON LOWRY  
MATTHEW C. G. BOYLE  
MATTHEW L. BUTLER  
SAMUEL D. HAWK  
LISA H. TOMASELLI\*  
\*OF COUNSEL

ATTORNEYS AND COUNSELORS  
4201 WINGREN DRIVE, SUITE 108  
IRVING, TEXAS 75062-2763

www.boyle-lowry.com

(972) 650-7100  
Fax: (972) 650-7105

EAST TEXAS OFFICE:  
P. O. BOX 855  
MT. VERNON, TEXAS 75457.  
(972) 742-6580

August 1, 2019

Invoice submitted to:

Ms. Tammy Tyrone  
P.O.Box 140035  
Irving, Texas 75014-0035

Re: Irving Flood Control District III

Dear Tammy:

Please find enclosed a corrected billing statement:

**FOR PERIOD ENDING JULY 25, 2019**

Amount

Professional Services - Boyle & Lowry, L.L.P.

\$585.00

Costs

0.00

**Balance Due:**

**\$585.00**

IFCIS FUND: GF CP  
CODE: 32  
APPROVED BY: TD

**TAX ID: 75-257-9749**

If you have any questions regarding this or any statement, please feel free to call (972)650-7100.

# THREE BOX

STRATEGIC COMMUNICATIONS

# Invoice

Date	Invoice #
8/5/2019	3051

<b>Bill To</b>			
Irving Flood Control District #3 Jacky Knox DCURD 850 E. Las Colinas Blvd. Irving, TX 75014-0035		<b>Job #</b>	<b>Terms</b>
		08-IFC-001 Irving Flood Control Dist...	Net 30
			9/4/2019
<b>Description</b>	<b>Qty</b>	<b>Rate</b>	<b>Amount</b>
July 2019 Public Relations Services for IFCD3			
Community Education		917.58	917.58
Community Engagement		441.00	441.00
Comms Consulting, Support and Coordination		2,875.56	2,875.56
<p>IFCD3 FUND: <u>GF</u> CP</p> <p>CODE: <u>500</u></p> <p>APPROVED BY: <u>TD</u></p>			

**MAKE CHECK PAYABLE TO:**  
Three Box, Inc.  
12222 Merit Drive  
Suite 1030  
Dallas, TX 75251

<b>Total</b>	\$4,234.14
--------------	------------

<b>Balance Due</b>	<b>\$4,234.14</b>
--------------------	-------------------

Payment - Thank You!	312.76CR
Adjustments	21.82
Past Due - Please Pay Immediately	21.82
Current Charges	292.82
<b>Total Amount Due</b>	<b>\$314.64</b>
Current Charges Due in Full by	Aug 9, 2019

### Billing Summary

Online: [att.com/myatt](http://att.com/myatt) Page

<b>Plans and Services</b>	1	292.82
1 800 321-2000		
Service Changes:		
1 800 321-2000		
Repair Services:		
1 800 286-8313		
<b>Total Current Charges</b>		<b>292.82</b>

### News You Can Use Summary

- PREVENT DISCONNECT
  - RATE INCREASE
  - HURRICANE GUIDELINES
  - LONG DIST. PROVIDERS
  - COST ASSESSMENT CHRG
  - FEE DESCRIPTIONS
- See "News You Can Use" for additional information

Item	No.	Date	Description	Adjustments	Payments
	1.	7-17	Late payment charge on unpaid balance	21.82	
	2.	7-20	Payment		312.76
<b>Totals</b>				21.82	312.76

### Plans and Services

#### Monthly Service - Jul 17 thru Aug 16

##### Charges for 972 869-1009

3. Monthly Charges	127.50
--------------------	--------

##### Charges for 972 869-2283

4. Monthly Charges	127.50
--------------------	--------

##### Total Monthly Service

255.00

#### Additions and Changes to Service

This section of your bill reflects charges and credits resulting from account activity.

Item	No.	Description	Quantity	Monthly Rate	Amount Billed
<b>Activity on Jul 2, 2019</b>					
(Monthly Charges are Prorated from Jul 2, 2019 through Jul 16, 2019)					
	5.	Federal Universal Service Fee	1		.27
	6.	Federal Subscriber Line Charge	1		.04
	7.	Federal Universal Service Fee	1		.27
	8.	Federal Subscriber Line Charge	1		.04
<b>Total Additions and Changes to Service</b>					.62

#### Surcharges and Other Fees

9. Federal Subscriber Line Charge	16.00
10. 911 Fee	1.04
11. State Cost-Recovery Fee	1.00
12. Federal Universal Service Fee	4.50
13. Municipal right-of-way Fee	5.18
14. Cost Assessment Charge	9.48
<b>Total Surcharges and Other Fees</b>	<b>37.20</b>

#### Taxes

15. Federal	.00
-------------	-----

Local Services provided by AT&T Arkansas, AT&T Kansas, AT&T Missouri, AT&T Oklahoma, or AT&T Texas based upon the service address location.

GO GREEN - Enroll in paperless billing.

Return bottom portion with your check in the enclosed envelope.

**DUE BY: Aug 9, 2019 \$314.64**

**Amount After Aug 12, 2019 \$336.60**

Past Due Charges - \$21.82 - Please Pay Immediately

Billing Date Jul 17, 2019

Date Mailed Jul 24, 2019

Account Number **972 869-1009 701 2**

Please include your account number on your check

IRVG FLD CNTRL DIST  
C/O DCURD  
PO BOX 140035  
IRVING TX 75014 - 0035

Make check payable to:

AT&T  
PO BOX 105414  
ATLANTA GA 30348-5414



9755 97286910097012 2002196000000 1490100000000218200000031464 30 of 32

T-Mobile

JUL 22 2019

## Your Statement

Page 1 of 4

Statement For: IRVING FLOOD CONTROL DISTRICT 3  
Mobile Number: (469) 200-9268  
Account Number: 865312452  
Corporate ID: TEXAS DIR

AB 01 007084 14359 B 33 D



IRVING FLOOD CONTROL DISTRICT 3  
ATTN: TIM BENEFIEL  
850 LAS COLINAS BLVD E  
IRVING TX 75039-3903

007084 1/2

### Important Information

Visit my.t-mobile.com or the  
T-Mobile App to pay your bill  
online, manage your account and  
get product support.

### Summary

Previous Balance \$ 79.98  
Pmt Rec'd - Thank You \$ (39.99)

**Total Past Due \$ 39.99**  
(Due Immediately)

Monthly Recurring Chgs \$ 39.99

**Total Current Charges \$ 39.99**  
Current Charges Due By 8/07/19

**Grand Total \$ 79.98**

<39.99> PAID  
39.99 DUE

IFCD3 FUND: GF CP  
CODE: 515

APPROVED BY: TD



PLEASE DETACH THIS PORTION AND RETURN WITH YOUR PAYMENT PLEASE MAKE SURE ADDRESS SHOWS THROUGH WINDOW.

T-Mobile

Statement For: IRVING FLOOD CONTROL DISTRICT 3  
Mobile Number: (469) 200-9268  
Account Number: 865312452

Amount Due By 8/07/19	Amount Enclosed
\$79.98	

T-MOBILE

PO BOX 790047

ST. LOUIS MO 63179-0047



If you have changed your address - check box and  
record new address on the reverse side.

0408653124520807190000079984750393903

Sperling Tractor Mowing  
607 E. Heath St  
Rockwall TX, 75087

INVOICE NO. 104488

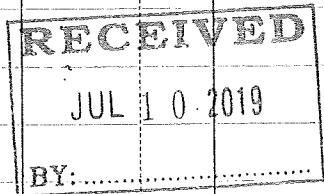
Invoice

BILL TO		SERVICE PERFORMED AT	
Irving Flood Control Dist III		Flood Control D-III	
ADDRESS		ADDRESS	
850 E. Las Colinas Blvd		8508 E. Valley Ranch Parkway	
CITY, STATE, ZIP		CITY, STATE, ZIP	
Irving, TX 75104		Irving, TX 75063	
CUSTOMER ORDER NO.	SOLD BY	TERMS	DATE
			7-10-19

Mow + Trim Levee  
D-III

\$ 3500.00

IF FUND: GP CP  
CODE: 506  
APPROVED BY: TD



Thanks  
STM

Total

\$ 3500.00

# THE WARD AGENCY

9741 Preston Road  
Suite 304  
Frisco, TX 75033

JUL 22 2019

## Invoice


DATE	INVOICE #
7/17/2019	19-10097

<b>BILL TO</b>
Irving Flood Control District, Section <u>III</u> Attn: Pam Shelson P. O. Box 140035 Irving, TX 75014-0035

<b>SHIP TO</b>
Irving Flood Control District, Section <u>III</u> Attn: Pam Shelson P. O. Box 140035 Irving, TX 75014-0035

BOND NUMBER	TERMS	DUE DATE	SURETY
W150351943	Due on receipt	7/17/2019	ORS

QUANTITY	DESCRIPTION	RATE	AMOUNT
10,000	<p>TYPE OF BOND: Public Official - Anna Arceo - Director</p> <p>OBLIGEE: Irving Flood Control District Section III</p> <p>BOND AMOUNT: \$10,000.00</p> <p>EFFECTIVE DATE: 6/20/2019 - 6/20/2020</p> <p>Bond Premium:</p> <div><p>OFC: 972-377-7999 FAX: 972-377-7577 TOLL FREE: 1-888-701-BOND(2663) Email Inquiries: juliana@wardbonds.com</p></div>	<p>IFCD3 FUND: <u>GF</u> CP</p> <p>CODE: <u>535</u></p> <p>APPROVED BY: <u>TD</u></p> <p>0.005</p>	<p>50.00</p>
Thank you for your business!		<b>Total</b>	\$50.00



www.glo.texas.gov

**ca allo** energy  
TEXAS STATE POWER PROGRAM

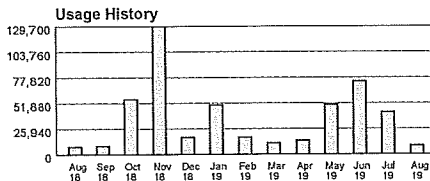
Cavallo Energy Texas LLC  
1500 Rankin Rd  
Suite 200  
Houston, TX 77073  
Texas State Power Program

Local: (281) 404-6004  
Toll Free: (877) 404-0841

support@CavalloTSPP.com  
www.TexasStatePowerProgram.com

For Outages / Emergencies Call:  
Oncor Electric Delivery  
(888) 313-4747

Thank you for your business!  
Please send all payments to:  
Cavallo Energy Texas LLC  
PO Box 4414  
Houston, TX 77210-4414



Cavallo Energy Texas LLC  
1500 Rankin Rd  
Suite 200  
Houston, TX 77073

Irving Flood Control District III  
Attn: Tammy Tyrone  
P.O. BOX 140035  
IRVING, TX 75014

Acct #: 5216001063 Bill #: B1908020293 Bill Date : 08/02/19

Page: 1 of 1

Irving Flood Control District III  
Attn: Tammy Tyrone  
P.O. BOX 140035  
IRVING, TX 75014

Service at ESI ID #: 10443720003229088  
@IH 635 & VALLEY VIEW  
IRVING, TX 75061-0000  
ttyrone@dcurd.org

Bill Date: 08/02/19 Bill Period - 07/02/19 thru 07/31/19

Previous Balance	Current Charges	Payments/Adj.	Amount Due	Due Date
\$16,053.08	\$846.72	-\$16,053.08	\$846.72	09/03/19

Meter	Type	Dates	Current Meter Read	Previous Meter Read	Multiplier	kWh Usage	kW Demand	Power Factor
091834687LG	ACT	07/02 - 07/31	434.69	433.644	1500	1,569.15		0.965
074262415LG	ACT	07/02 - 07/31	621.234	616.409	1500	7,238.25	20.00	0.965

Current Charges	Qty	Rate	Amount
Electric Service			
CKWH : Commercial Energy.....	8,807.40	0.05305	\$467.23
HUB-LZ Basis Charge.....	8,807.40	0.00008	\$0.69
TDSP : TDSP Pass-Through Charges.....			\$280.75
BAS001:Basic Customer Charge.....	1.00	9.25000	\$9.25
DIS001:Distribution Charge.....	20.00	6.27575	\$125.51
MSC041:Energy Efficiency Cost Recovery Factor (EECRF).....	8,807.00	0.00041	\$3.65
MSC042:Distribution Cost Recovery Factor.....	1,850.00	0.03793	\$70.17
TRN002:Firm Point to Point Transmission Service Charge for long term or short term firm.....	9.00	4.59418	\$41.35
BAS003:Delivery Point Charge.....	1.00	30.82000	\$30.82
Non Taxable TDSP service charges.....			\$98.05
MSC025:Nuclear Decommissioning.....	1,850.00	0.05300	\$98.05
<b>Total Current Charges.....</b>			<b>\$846.72</b>

Payments and Adjustments	Amount
Previous Balance.....	\$16,053.08
Payments and Adjustments	
Payment on 07/18/19.....	-\$16,053.08
Total Payments/Adjustments.....	-\$16,053.08
<b>Total Amount Due.....</b>	<b>\$846.72</b>

Charge Summary	Usage kWh	Avg Rate	Amount
07/02/19 - 07/31/19 Energy and Energy Related	8,807.40	0.05313	\$467.92

You have a contract valid until 02/04/2020.

Notification of invoice errors should be submitted no later than 21 days after receipt of invoice as per Government Code Section 2251.042.

Please return this portion with your payment

Acct #: 5216001063	
Bill Date: 08/02/19	Bill #: B1908020293
Amount Due: \$846.72	Due by: 09/03/19
Amount Enclosed : \$	
Make check payable to: Cavallo Energy Texas LLC	

5216001063000000846729

Cavallo Energy Texas LLC  
PO BOX 4414  
Houston, TX 77210-4414



**REPUBLIC**  
SERVICES

4200 East 14th St  
Plano TX 75074-710202

**Customer Service** 254-687-2456  
RepublicServices.com/Support

**Account Number** 3-0615-8792906  
**Invoice Number** 0615-000413645  
**Invoice Date** July 31, 2019  
**Previous Balance** \$1,479.40  
**Payments/Adjustments** -\$1,479.40  
**Current Invoice Charges** \$1,470.90

<b>Total Amount Due</b>	<b>Payment Due Date</b>
<b>\$1,470.90</b>	<b>August 20, 2019</b>

**PAYMENTS/ADJUSTMENTS**

<u>Description</u>	<u>Reference</u>	<u>Amount</u>
Payment - Thank You 07/24	5022	-\$1,479.40

**CURRENT INVOICE CHARGES**

<u>Description</u>	<u>Reference</u>	<u>Quantity</u>	<u>Unit Price</u>	<u>Amount</u>
Irving Flood Control District3 6000 Riverside N Irving, TX Contract: 7948000 (C2)				
1 Waste Container 30 Cu Yd, On Call Service				
Minimum Lift Fee 07/31		1.0000	\$320.00	\$320.00
Pickup Service 07/31	Tim Benefiel	1.0000	\$706.38	\$706.38
Receipt Number 59921				
Rental 07/01-07/31			\$41.13	\$41.13
<b>Total Fuel/Environmental Recovery Fee</b>				\$333.34
<b>Total Franchise - Local</b>				\$70.05
<b>CURRENT INVOICE CHARGES</b>				<b>\$1,470.90</b>


IFCD3 FUND: GP CP

CODE: SDS

APPROVED BY: TD

## Electronics Recycling with BlueGuard™

Convenient recycling solutions that are safe for your business and good for our planet. To learn more, visit RepublicServices.com/Electronics



**REPUBLIC**  
SERVICES

4200 East 14th St  
Plano TX 75074-710202

Thank You For Choosing Paperless

Return Service Requested

**Total Enclosed**

IRVING FLOOD CONTROL DISTRICT3  
PO BOX 140035  
IRVING TX 75014-0035

**Total Amount Due** \$1,470.90  
**Payment Due Date** August 20, 2019  
**Account Number** 3-0615-8792906  
**Invoice Number** 0615-000413645

☐

For Billing Address Changes,  
Check Box and Complete Reverse.

Make Checks Payable To:

REPUBLIC SERVICES #615  
PO BOX 78829  
PHOENIX AZ 85062-8829



A BETTER CHOICE FOR YOU<sup>SM</sup>

## Account Summary

Account No:	955453477
Invoice Date:	07/23/2019
Invoice Number:	129870122
P.O. Number:	

IRVING FLOOD CNTL DISTRICT III 8508 VALLEY RANCH PKWY E

Returned Check Charge	25.00
Sub Total	25.00
Total Due	25.00

### Need to Reach Us?



Customer Service:  
**(800) GET-HELP**  
**(800) 438-4357**

Hearing Impaired:  
**(800) 395-6137**



Please write to us at:  
Customer Support  
P.O. Box 49292  
Wichita, KS 67201  
[www.protectionone.com](http://www.protectionone.com)

IFCDS FUND: GF CP  
CODE: S7D  
APPROVED BY: t9

### Messages from Protection One

#### Have you tested your alarm system recently?

Your security system communicates with our Alarm Monitoring Center via telephone lines. If your system doesn't "dial out" properly, it may fail when you need it most. So check this vital link at least once a month. It's easy... just call Customer Service, and we'll guide you through a system test.

#### Is Your Alarm Registered?

Authorities in most areas require alarm users to have a permit. If this is required in your area (you can check with your local Police or Fire Department if you are unsure), it is vital that we have your permit number on file for dispatch purposes.

**You will be charged a \$25.00 fee for any payment returned.**



Your World Is Worth Protecting<sup>SM</sup>  
[www.ProtectionOne.com](http://www.ProtectionOne.com)

Please detach this portion and send with your payment

Invoice Number **129870122**  
Invoice Date **07/23/2019**  
Account Number **955453477**

Amount Due:	\$25.00
Payment Due Date:	08/17/2019
Amount Enclosed:	

☐ Please check box if your billing address has changed, and indicate change on reverse side.

Payments should be made payable to **Protection One**. Please write your account number on your check. We also accept credit card payments. See reverse side.

0000 01 955453477 00000002500 5 129870122 6

IRVING FLOOD CNTL DISTRICT III  
850 LAS COLINAS BLVD E  
IRVING TX 75039-3903



PROTECTION ONE  
PO Box 219044  
Kansas City, MO 64121-9044

Zoom: 33%|66%|100% or Custom: 75



\*Click Here to Print Document\* | FAQ's | Download | Close Window

GO



## Account Summary

Account No:	955453477
Invoice Date:	07/11/2019
Invoice Number:	129726590
P.O. Number:	

Most cities and counties require alarm permits. Please

A C C O U N T S U M M A R Y

IRVING FLOOD CNTL DISTRICT III 8508 VALLEY RANCH PKWY E

08/01/19-08/31/19	E-Secure	1.0000	5.00	5.00
08/01/19-08/31/19	Extended Service Protection	1.0000	38.35	38.35
08/01/19-08/31/19	24 Hour Alarm Monitoring	1.0000	0.01	0.01
	Package Default Only			-0.01
08/01/19-08/31/19	Videofied Medium Activity	1.0000	111.94	111.94
08/01/19-08/31/19	Paper Statement Fee	1.0000	3.99	3.99
08/01/19-08/31/19	Prime Cell	1.0000	15.00	15.00
	Sub Total			174.28
	Total Due			174.28

## Need to Reach Us?



Customer Service:  
(800) GET-HELP  
(800) 438-4357

Hearing Impaired:  
(800) 395-6137



Please write to us at:  
Customer Support

P.O. Box 49202  
Wichita, KS 67201

www.protectionone.com

IFCD3 FUND: GE CP

CODE: 507.1

APPROVED BY: TD

## Messages from Protection One

Have you tested your alarm system recently?

Your security system communicates with our Alarm Monitoring Center via telephone lines. If your system doesn't "dial out" properly, it may fail when you need it most. So check this vital link at least once a month. It's easy... just call Customer Service, and we'll guide you through a system test.

Is Your Alarm Registered?

Authorities in most areas require alarm users to have a permit. If this is required in your area (you can check with your local Police or Fire Department if you are unsure), it is vital that we have your permit number on file for dispatch purposes.

You will be charged a \$25.00 fee for any payment returned.



Your World Is Worth Protecting®  
www.ProtectionOne.com

Please detach this portion and send with your payment

Invoice Number 129726590  
Invoice Date 07/11/2019  
Account Number 955453477

Amount Due:	\$174.28
Payment Due Date:	08/05/2019
Amount Enclosed:	

☐ Please check box if your billing address has  
changed, and indicate change on reverse side.

Payments should be made payable to: Protection One. Please write your account  
number on your check. We also accept credit card payments. See reverse side.

0000 01 955453477 00000017428 2 129726590 0

IRVING FLOOD CNTL DISTRICT III  
850 LAS COLINAS BLVD E  
IRVING TX 75039-3903



PROTECTION ONE  
PO Box 219044  
Kansas City, MO 64121-9044



# MONTHLY ESTIMATE

PROJECT NAME: COWBOYS CANAL PHASE 3  
 OWNER: IRVING FLOOD CONTROL DISTRICT  
 DESCRIPTION: CONCRETE RETAINING WALL  
 DATE: AUGUST 5, 2019

ESTIMATE NO. 3  
 PROJECT NO. 3189

CONTRACT WORKING DAYS 95  
 DAYS CHARGED 56  
 REMAINING DAY 39

PAY PERIOD FROM: JULY 1, 2019 - JULY 31, 2019

TOTAL CONTRACT AMOUNT \$ 783,845.00

ITEM #	ITEM DISCRIPTION	UNIT	CONTRACT QUANTITY	UNIT PRICE	QTY COMPLETE TO DATE	VALUE COMPLETED TO DATE	MONTHLY QTY	VALUE COMPLETED THIS MONTH
1	MOBILIZE	LS	1.00	\$ 1,176.00	1.00	\$ 1,176.00		\$ -
2	WATER CONTROL	LS	1.00	\$ 25,105.00	0.75	\$ 18,828.75	0.25	\$ 6,276.25
3	REM EXIST CONC WALL	LF	1,250.00	\$ 22.00	850.00	\$ 18,700.00	348.00	\$ 7,656.00
4	CONC RETAIN WALL	LF	1,250.00	\$ 477.00	777.00	\$ 370,629.00	275.00	\$ 131,175.00
5	MILSAP STONE	LF	1,250.00	\$ 29.00	450.00	\$ 13,050.00	450.00	\$ 13,050.00
6	STRUCTURAL SELECT FILL	LF	1,250.00	\$ 68.00	450.00	\$ 30,600.00	200.00	\$ 13,600.00
7	GENERAL SELECT FILL	LF	1,250.00	\$ 8.00	450.00	\$ 3,600.00	200.00	\$ 1,600.00
8	SOD	LF	1,250.00	\$ 40.00	450.00	\$ 18,000.00	450.00	\$ 18,000.00
9	OVER EXCAV	LF	1,250.00	\$ 38.00	850.00	\$ 32,300.00	348.00	\$ 13,224.00

TOTAL AMOUNT	\$	506,883.75	\$	204,581.25
RETAINAGE 10%	\$	50,688.38	\$	20,458.13
SUB TOTAL	\$	456,195.38	\$	184,123.13

BALANCE DUE THIS STATEMENT \$ 184,123.13

Thanks

Josh Gill  
 Vice President  
 O: 817-478-8088  
 C: 817-907-7092  
 P.O. Box 8057, Fort Worth Texas 76124

IFCD3 FUND: GF CP  
 CODE: 550  
 APPROVED BY:



Alpha Testing, Inc.  
2209 Wisconsin St.  
Dallas, TX 75229  
(972)620-8911

**Project Name:** DCURD-IFCDIII Cowboy's Canal  
MacArthur Blvd. and Avenue of Champions  
Irving, Texas

**Client:** Irving Flood Control District #3 (IFCO3)  
ATTN: Bill Elmore  
850 E. Las Colinas Blvd.  
Irving, TX 75039  
(972) 556-0625

**Invoice No:** 110490

**Invoice Date:** 6/30/2019

**Project Mgr:** Henok Abebe  
2016-40

**Customer P.O. No:**

**Project No:** 162862

**Items through:** 6/30/2019

**Terms:** NET 30

Quantity	Description of work	Report Date	Report #	Unit Price	Per	Extension
----------	---------------------	-------------	----------	------------	-----	-----------

Previously Invoiced:	\$13,012.50
Total This Invoice:	\$2,833.00

**Pay this Invoice Total: \$2,833.00**

OK  
P

PLEASE REMIT ALL PAYMENTS TO THE CORPORATE OFFICE:

Alpha Testing, Inc.  
Attn: Accounts Receivable  
2209 Wisconsin St. #100  
Dallas, Texas 75229

IFCD3 FUND: GP CP  
CODE: 1963-530  
APPROVED BY: TD

Brazos Valley Hydroseeding, LLC

909 Happy Hollow Rd.  
Brenham, TX. 77833  
979-571-7001

# Invoice

Date	Invoice #
7/18/2019	80

Bill To
Irving Flood Control District 3

Project Location
Pump Stations
Valley Ranch

Terms
Due on receipt

Description	Qty	Rate	U/M	Amount
Hydroseed Bermuda and Millit seed	60,000	0.075	sqft	4,500.00T

IFCD3 FUND: GF CP  
CODE: 525.3  
APPROVED BY: TD

Thank you for your business!

<b>Subtotal</b>	\$4,500.00
<b>Sales Tax (8.25%)</b>	\$371.25
<b>Total</b>	\$4,871.25
<b>Payments/Credits</b>	\$0.00
<b>Balance Due</b>	\$4,871.25

E-mail

bvhydroseeding@gmail.com

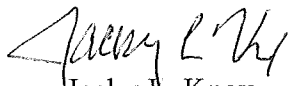
## IRVING FLOOD CONTROL DISTRICT, SECTION III

### ----- INTER-OFFICE CORRESPONDENCE

**DATE:** August 12, 2019  
**TO:** Board of Directors  
**VIA:** Jacky L. Knox, General Manager  
**SUBJECT:** Award of the Pump Station Road

---

1. Management Recommendation: Motion that the General Manager be authorized, on behalf of the District, and hereby directed to award and execute a construction contract for the Pump Station Road to All State Paving Inc. in the amount of \$67,542.25 for 12,000 sq. ft. of new concrete road.
2. Supporting Statement: District Management recommends to award the project to All State Paving based on their base bid being the lowest one received and past experience with their performance. The 2018 – 2019 FY approved Budget includes funding for this project in the amount of \$100,000.00. Bid Tab is attached.
3. Background: The road needs be replaced due to the age and condition of the road. When district staff in onsite during rain events, the road gets rutted up due to all of the rain. The district advertised for bids on the project in July and August of 2019. All State Paving installed the entrance to the pump station back in 2010.

  
Jacky L. Knox  
General Manager

JLK:pss

**TAB “5”**

IFCDIII

Pump Station Road August 2, 2019

[illegible]

**IRVING FLOOD CONTROL DISTRICT SECTION III**  
**Weekly Staff Meeting Outline**  
**Friday, August 09, 2019**

30200.001

I. LINE FUNCTIONS

A. *FLOOD CONTROL OPERATIONS*

	<u>Actual</u>	<u>Average</u>
Rain for week ending 08/08/2019	0 00"	N/A
Total for August 2019	0.00"	0.38"
Total for calendar year 2019	28.17"	22.60"
Total for this Fiscal year	49.98"	32.31"

a. **United States Army Corps of Engineers Reservoir Elevations: As of 8/08/2019**

	<u>Conservation</u>	<u>Flood Pool</u>	<u>Elevation</u>	<u>Difference</u>	<u>Releasing</u>
Ray Roberts	632.5	640.5	<b>632.29</b>	<b>-0.21</b>	<b>16</b>
Lake Lewisville	522	532	<b>522.02</b>	<b>+0.02</b>	<b>526</b>
Lake Grapevine	535	560.0	<b>536.30</b>	<b>+1.30</b>	<b>86</b>

*Irving Flood III Elevations:*

Elm Fork Elevation	418.00
Sump	412.32

**Sluice Gates Open**

B. *MAINTENANCE OPERATIONS*

1. *Levee*

a. **Inspected August 8, 2019. No issues.**

2. *Equipment and Controls Maintenance*

3. *Facilities and Fencing*

Preparing to seek bids for construction of the new pump station road from the gate to the pump station yard. Will be ready for approval at August Board meeting

a. **Preparing document to go out for bids. Going out for bids on July 10, 2019**

b. **4 sets of documents have been sent out.**

c. **Prebid Monday July 29, 2019 5 Contractors attended the meeting.**

d. **Bid Opening Friday August 2, 2019**

4. *Valley Ranch Sump Wall & Erosion Control Project*

a. Holding retainage pending grass establishment.

5. *Cowboys Canal Wall*

a. **Phase III is approximately 60% complete. 600 LF of wall completed. Good progress this week.**

6. *Sam Houston Trail Project*

a. **City project continues. Operations Staff and Halff inspecting and approving work on the levee as needed.**

7. *Dredging*

a. **Grading of material near Valley Ranch Parkway and the Pump Station sump is complete. Hydro mulching scheduled for 7-15.**

b. **10" HDPE pipe is being fused and placed in the water for the Water Circle Dredging Project. Approximately 2000 LF of 3500 has been completed.**

c. **Dredge is scheduled to be placed in the waterway on Saturday August 10, 2019**

8. *Sump Level Control Weir*
  - a. **Budgeting for inclusion in 2019-20 FY Budget.**
9. *Landscape Maintenance*
  - a. **Regular levee mowing continues.**
  - b. **Board approval for mowing will be on the September Board meeting for approval**
10. *Waterway Debris Removal*
  - a. ***Water Skimmer Vehicle research continues. Budgeting for purchase of Trash Shark Trash Skimmer in 2019-20 FY Budget.***

*Budget work for 2019-20 FY continues*

*Interface*



## Results & Activities Report

IFCD 3 | July 2019

### July 2019 Activities

#### General

- Finalized and published the news release and accompanying photograph on appointment of new Board member Anna Arceo for distribution after being seated on the board at the July meeting
- Created and placed content for the VRA Fall Newsletter
- Monitored and managed IFCD 3 social media accounts, publishing new content and engaging with residents where appropriate
- Completed and submitted initial draft communications program recommendations for the 2019-2020 fiscal year
- Participated in the July board meeting

#### Trash Initiative

- Answered staff questions on the developing trash campaign development
- Expanded research into applicable city trash reduction campaigns to potentially be applied to the IFCD 3 campaign

### August 2019 Priorities

#### General

- Monitor and manage IFCD 3 social media accounts and provide updates on pump station activities during severe weather, as needed
- Finalize communications recommendations for the 2019-2020 fiscal year
- Move forward, as appropriate and directed by the Board, on developing the trash reduction campaign

### Completed and Ongoing Activities for FY18-19

- **Community Education**
  - Fall newsletter [complete]
  - Annual report [complete]
  - VRA annual board meeting [complete]
  - VRA newsletter collaboration [complete]
  - Website management and hosting [ongoing]
  - News releases, as needed [ongoing]
  - Trash campaign [ongoing, as approved]
- **Community Engagement**
  - IFCD 3 elementary school STEM project [complete]
  - Valley Ranch Association sponsorship [Summer/Fall 2019]
  - Social media engagement [ongoing]



TAB "7"



- **Communications Consulting, Support and Coordination**
  - Attend monthly IFCD 3 board meetings [ongoing]
  - Maintain a presence at key community events [ongoing]
  - Maintain weather awareness with DCURD team, monitor National Weather Service reports and Army Corps of Engineers information, and provide emergency updates to the community, as needed [ongoing]
- **Additional Programs**
  - Website redesign [complete]
  - Trash reduction campaign [ongoing, as authorized; TBD]

## **July 2019 Website and Social Media Analytics**

### **Website**

- 149 unique visitors, up 9.6% from July
- 131 visits, up 12.9%
- 288 page views, up 5.5%

### **Facebook**

- 19 page views, down 34% from June
- 161 people reached by a post, up 133%
- 38 people engaged with a post, up 19%

### **Twitter**

- 1,384 tweet impressions, down 19.9% from June
- 21 profile visits, down 67.7%
- 307 followers, gained one follower



## Top July Post



### Irving Flood Control District III

...

Published by Bethany June (?) · July 30 at 10:12 AM · 🌐

PROJECT UPDATE: The Cowboys Canal Erosion Control Wall Project is currently in phase III with 45% of the total project complete. Phase II finalized 1,550 linear feet of erosion control wall replacement and phase III will take care of another 1,142 linear feet of repairs. This project is expected to be completed in late fall. Follow all our updates at [ifcd3.org](http://ifcd3.org)!



#### Get More Likes, Comments and Shares

Boost this post for \$30 to reach up to 5,700 people.

140

People Reached

17

Engagements

Boost Post

# “Taking the Trash Out of Valley Ranch” – Phase I

## Executive Summary

The issue of trash management has been present within the Irving Flood Control District Section III for some time. While District operations personnel are successfully managing the litter, doing so comes with a hefty expense – approximately \$100,000 per year. Beyond operating expense and risk to District assets, litter impacts the overall quality of the Valley Ranch community. Additionally, when clustered around IFCD 3 assets, the risk exists that public perceptions will be that the District is part of the problem and not the solution. Yet, episodic communications endeavors that have been taken to address the issue – delivered within a broader range of District messages -- have not made an appreciable impact on the amount of trash collected.

The purpose of this document is to provide an intentional, defined roadmap for addressing this issue, further stepping-up our communications focus and using additional research to inform the process. The expectation is for specific outcomes that exceed what has proven to not be possible when littering is limited to less than a full-court press of communications efforts on the topic. This plan steps-up formality of a process that was started earlier this fiscal year.

The initial goal of the campaign is to reduce trash tonnage by 10%.

A refined project budget of \$13,000 for 2018-2019 that reflects this updated approach, combined with the previously authorized exploratory costs of \$2,500, would result in tentatively authorized, but unutilized funds of \$4,500 to be returned from the communications budget this fiscal year. Cost estimates and proposed continuation activities for FY 2019-2020 will be adjusted as a result of our findings from the preparations and additional research and development planned for the next two months, with updated budget documentation for 2019-2020 to be provided during the remaining planning cycle currently underway.

## Introduction – Revised Project Understanding

In the 2018-2019 Program Proposal to the Board of Directors of Irving Flood Control District Section III, Three Box Strategic Communications proposed a communications component to address the significant issue of trash accumulation in the waterways that convey surface water from throughout the Valley Ranch community to the IFCD 3’s pump station and on to the Trinity River, Elm Fork, discharge point.

Accepting the broader 2018-2019 program proposal, the Board voted to allocate \$2,500 from the \$20,000 earmarked for trash communications on a line-by-line basis in the 2018-2019 budget for preliminary exploratory activities with the City of Irving and the Valley Ranch Associations. Initial interest has been expressed by these entities, leading Three Box to request a second block of funds from the 2018-2019 trash communications fund to begin developing specific, intentional and sequential program activities to further raise awareness from baseline messages that have been woven into regular IFCD 3 communications in recent years.

Upon request for a second release of funds for more specific program development, the Board provided additional instruction to Three Box, seeking evidence of communications successes in similar activities conducted elsewhere as a means of validating focused investment in a trash campaign. The Board also expressed the desire to elevate the approach from what had been proposed as a series of sequential project/activity to a formalized traditional campaign proposal. Response to these directives follow in this plan.

## Campaign Research


Initial team research into successful trash and behavioral change management communications campaigns secured three relevant examples:

### Oceanside, California, Initiative to “Butt Out” Cigarette Butts

- The City’s Public Works, Harbor and Beaches Division and the Water Utilities Department’s Clean Water Program implemented a receptacle-based program to reduce the number of cigarette butts being discarded in an inappropriate environmental and/or fire safety manner. Further, attention to the problem was required as a result of the city being held accountable to meeting or exceeding requirements of the U.S. National Pollutant Discharge Elimination System (NPDES) permit, applicable to 21 San Diego County jurisdictions and more than 3.5 million people in the region.
- A local resident had developed a disposal product and a total of 12 disposal boxes were installed at access points to docks, harbors and beaches throughout the city. Further collaboration between the original city departments, the non-profit I Love a Clean San Diego and the Main Street Oceanside (MSO) business improvement district added receptacles in the downtown area and at two other locations in the city. Over time, the program was further extended by CalTRANS to incorporate public areas along major highways across California.
- Communications appear to have primarily been through graphic instructions on the individual receptacles, although there was some limited media pick-up on the campaign, likely limited by the abilities of those involved with program deployment to utilize earned (editorial) media.
- During a four-year measure of program effectiveness, the disposal boxes collected almost 455,000 cigarette butts that were disposed of through various recycling opportunities.

### Washington State Litter Campaign

- The Chesapeake Bay Trust (CBT) awards more than \$10 million in grant funding each year to hundreds of nonprofits and community organizations throughout the region for hands-on projects that are ensuring a cleaner, greener, healthier Chesapeake watershed for years to come.
- As the lead engagement professional at CBT, Director of Programs for Outreach and Education Kacey Wetzel evaluated data from the State of Washington on litter, arriving at a series of insights into addressing behavioral change as a component in addressing the challenges of litter:
  - Cited are studies that indicate that being knowledgeable or concerned about environmental issues does not necessarily lead to action.
  - Not everyone does what they know is best for themselves or the environment.



- Out of a detailed SWOT analysis, it was identified that 1.) more often than not, littering is deliberate and particularly viewed as OK when trash accumulates, 2.) resources for communications, even at the state level, are limited, 3.) the terms “litter” and “litterers” have negative connotations and 4.) the vast majority of citizens see litter as a problem, but only a third of the public viewed it as important relative to other issues
- Key target audiences for anti-littering communications are those who litter (25% of population) and those who do not (75% of the population)
- Fear, compliance and reporting of violators were viewed as the three strongest motivators
- As a result of what appears to have been an earned media campaign (i.e., traditional and social media-, community relations- and activities-focused activities – NOT advertising) to reinforce the 75% making good decisions about litter and socially pressuring the 25% not so predisposed, the state experienced a 24% reduction in litter.

#### “Don’t Mess with Texas”

- Clearly the granddaddy of trash/anti-littering, “Don’t Mess With Texas” (DMWT) has a 30-year history of driving home anti-littering messages across the state.
- The campaign benefitted from a unique mix of the larger-than-life allegiance of residents of (and, oftentimes, visitors to) Texas, a lengthy cast of personalities who have participated in the campaign for its duration and contribution of more than \$100 million in donated broadcast time have gone to supporting the magnitude of helping reduce the approximately 435 million pieces of trash on Texas roadways in a year.
- While the campaign’s website reports on perceptions and not on specific outcomes or return-on-investment numbers (a concern independently included in the CBT assessment of litter reduction in Washington State), data from communications entities close to the campaign peg first year results at a 29% reduction... that against a much more reasonable 5% goal initially set for the first advertisement that was produced and aired

Common takeaways from these three campaigns and our own early stage experiences in initial trash communications within IFCD 3:

- Both the Washington State assessment and data from DMWT indicate young people, age 18-34 – particularly, males – are seen as the most significant contributors to the littering problem.
- Accordingly, communications that are flat and steeped in “common sense” should not be expected to resonate sufficiently with the demographic most frequently attached to littering. Rather, communications need to take on more of an edgy feel and tightly align to the cultures of the young people in the community.
- In setting the messages and communications strategies for these messages, we will want to consider solid anecdotal information obtained from students younger than the 18-34 demographic, secured in conjunction with our classroom activities at Valley Ranch and Lee elementary schools; in conversations, these younger students expressed shock and surprise that anyone would discard of waste or trash in any way other than placing in appropriate receptacles
- We will also need to engage other key points sources, such as convenience stores, fast food restaurants and landscaping contractors

### **Recommended Campaign Objectives – *What we seek to accomplish***

To reduce the amount of trash collected from and around IFCD 3 operational assets by 10% by September 30, 2020.



## Recommended Campaign Strategies – *How we will accomplish the Objectives*

- Place a primary focus on males aged 18-34 and a secondary focus on 1.) parents of children, to reinforce and preserve already existing values of the emerging next generation of young adults and 2.) key sources of trash, such as convenience stores, fast food restaurants and operators of multi-family housing.
- Develop a campaign that delivers benefits that are uniquely important to IFCD 3, while clearly being useful in all areas of the City.
- Identify and leverage resources available through existing teammates (City of Irving and Valley Ranch Associations)– and prospective new teammates (such as Keep Irving Beautify, Irving-Las Colinas Chamber, Irving Convention and Visitors Bureau) to reduce the need for and use of hard dollars, spreading the demand for resources among organizations other than IFCD 3 who also accrue benefit from a cleaner Irving.

## Recommended Campaign Program Elements – *Communications deliverables*

- Develop a unique set of compelling, demographic-specific campaign messages.
- Create a recognizable, sustainable and impactful campaign branding – *think a more localized version of DMWT*.
- Develop a range of potential communication tool concepts, including (*but not limited to*) social media elements (still and video images), signs and banners, bumper stickers and other message platforms that are consistent with the messaging strategic and cost-effective.
- Test messages, branding and potential communications tools with a small group of the target audience to validate and secure input for refining these items.
- Create a demographically appropriate activity or event to launch the campaign (FY 2019-2020).
- Deploy messages through identified and tested social and traditional media that drive engagement of the primary audience with the campaign and desired outcomes (FY 2019-2020).

## Projected Campaign Resources

Activities planned for FY 2018-2019 will require \$13,000 in financial resources, plus a modest time demand on DCURD staff. Acting on this proposed amount for the remainder of the 2018-2019 budget year and considering the previously authorized \$2,500 is well below the \$20,000 budget approved in the 2018-2019 planning process and would result in the return of \$4,500 in unspent resources. Proposed resources required in FY 2019-2020 will be reduced to reflect any activities placed in that proposal that will have been completed this fiscal year under this plan. An updated 2019-2020 proposal to include these reductions, along with other changes requested by the board, will be provided in the 2019-2020 planning and budgeting process.

## Measures of Campaign Effectiveness

To achieve or exceed a targeted 10% first-year goal and a correspondingly appropriate reduction in operational costs of trash management, with a possible adjustment to be considered at the time of year-end results reporting by DCURD and Three Box. This would factor non-human variances between the base year and the targeted year, generally expected in the number of rain days and amount recorded.



## **TABS 7-13**

**Item G. Report by General Counsel** [TAB 8]

Report will be provided at the August 12, 2019 meeting.

**Item H. Council Liaison Report** [TAB 9]

**Item I. City of Irving Interfaces** [TAB 10]

**Item J. Citizen Input** [TAB 11]

**Item K. Future Board Agenda Items** [TAB 12]

**Item L. Discuss and Consider Establishment of Next Meeting Date** [TAB 13]

**Next scheduled meetings are and September 9 and October 14, 2019**